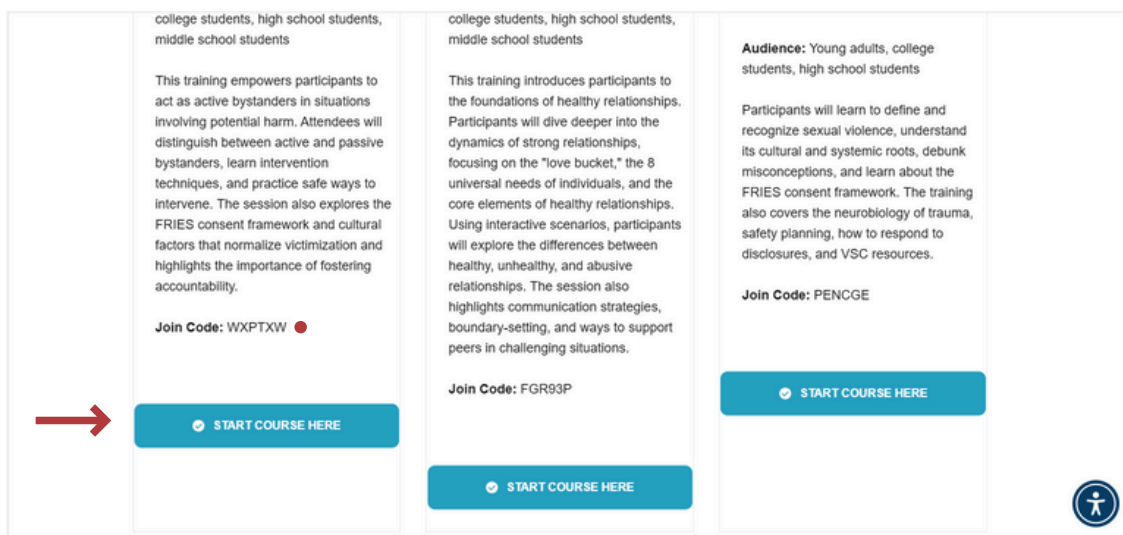


## 1 Select The Course You Want To Start

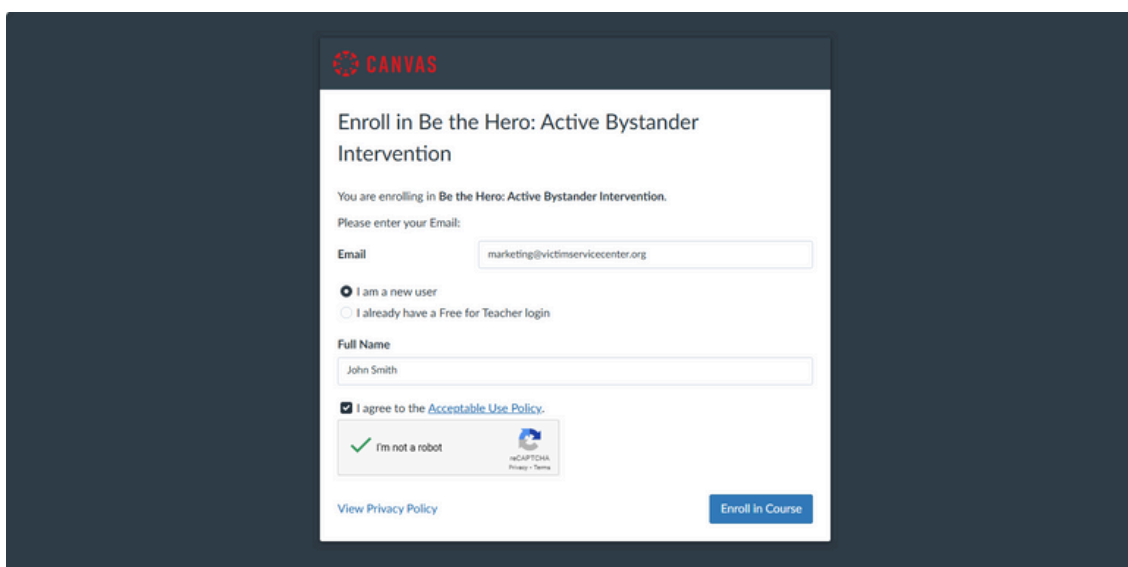


The screenshot shows three course cards on a Canvas platform. Each card contains a description of the course, the target audience, and a 'Join Code'. A red arrow points to the 'START COURSE HERE' button on the first card.

| Course Title  | Audience   | Join Code |
|---|--|-----------|
| This training empowers participants to act as active bystanders in situations involving potential harm. Attendees will distinguish between active and passive bystanders, learn intervention techniques, and practice safe ways to intervene. The session also explores the FRIES consent framework and cultural factors that normalize victimization and highlights the importance of fostering accountability.  | college students, high school students, middle school students | WXPTXW    |
| This training introduces participants to the foundations of healthy relationships. Participants will dive deeper into the dynamics of strong relationships, focusing on the "love bucket," the 8 universal needs of individuals, and the core elements of healthy relationships. Using interactive scenarios, participants will explore the differences between healthy, unhealthy, and abusive relationships. The session also highlights communication strategies, boundary-setting, and ways to support peers in challenging situations. | college students, high school students, middle school students | FGR93P    |
| Participants will learn to define and recognize sexual violence, understand its cultural and systemic roots, debunk misconceptions, and learn about the FRIES consent framework. The training also covers the neurobiology of trauma, safety planning, how to respond to disclosures, and VSC resources.  | Young adults, college students, high school students           | PENCGE    |

On the Canvas Courses page Scroll down to the course that you would like to enroll in. Click the **Start Course Here** button and a new window will open that is linked to the Canvas platform. If prompted, you may be required to use a join code for registration, which we have provided in the course information.

## 2 Enroll On the Canvas Website



The screenshot shows the Canvas enrollment form for the course 'Be the Hero: Active Bystander Intervention'. The form includes fields for Email, Full Name, and checkboxes for user type and agreement to the Acceptable Use Policy. A 'View Privacy Policy' link and an 'Enroll in Course' button are also visible.

**Enroll in Be the Hero: Active Bystander Intervention**

You are enrolling in Be the Hero: Active Bystander Intervention.


Please enter your Email:

Email:

☒ I am a new user  
☐ I already have a Free for Teacher login

Full Name:

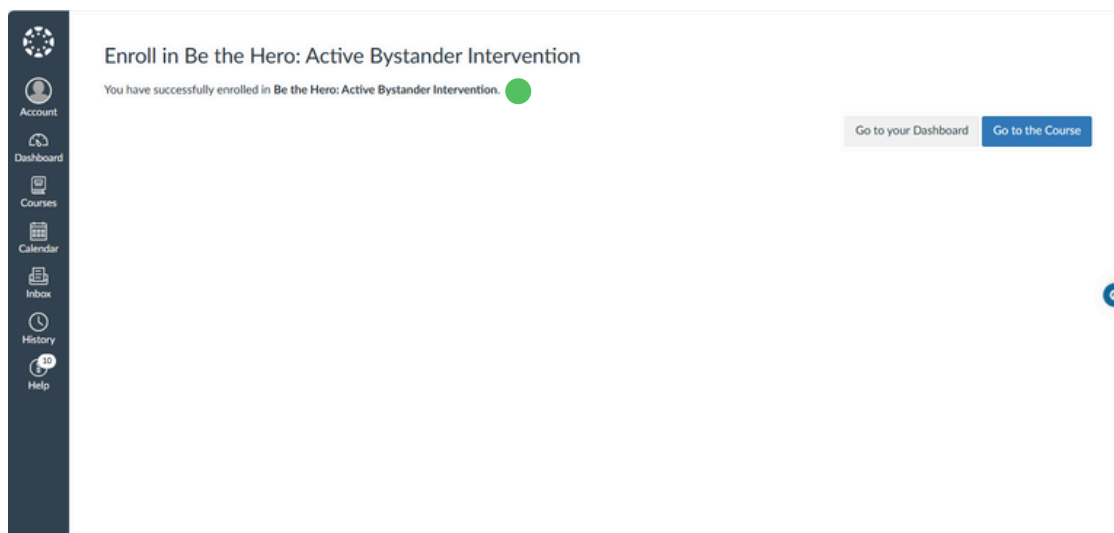
☒ I agree to the [Acceptable Use Policy](#).

☒ I'm not a robot 

[View Privacy Policy](#)

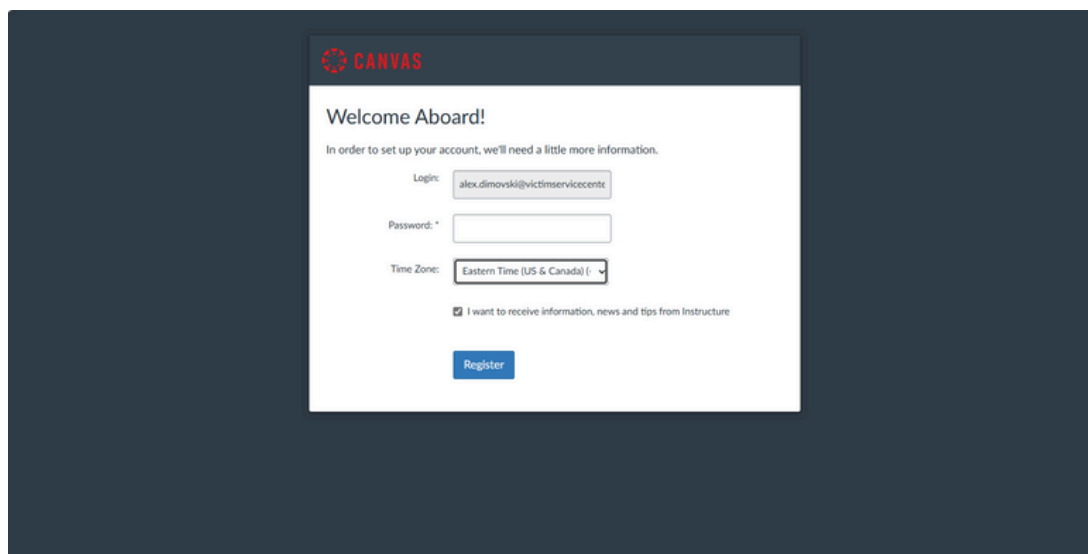
After a new window opens in Canvas, you will be required to fill out the form to enroll in the course.

## 1 Confirmation Of Course Registration



After filling out the form, you will be redirected to your student dashboard on Canvas and will receive a confirmation that you have successfully enrolled in the course. Feel free to explore your Canvas dashboard.

## 2 Complete Your Canvas Account



You will receive an email through the email address you used to enroll. The email will be to **confirm your email address** and complete setting up your account with creating a password and selecting your current time zone.